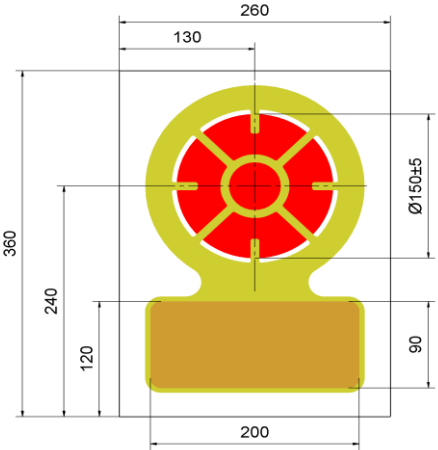


Radiation	Type	Technology	Electrodes
Red	Point Source	AllnGaP/GaAs	P (anode) up

	typ. dimensions (μm)	
	<u>typ. thickness</u> 260 μm  <u>anode</u> gold alloy, 1.5 μm  <u>cathode</u> gold alloy, 0.5 μm	

### Maximum Ratings

T<sub>amb</sub> = 25°C, unless otherwise specified

Parameter	Test conditions	Symbol	Min	Typ	Max	Unit
Forward current (DC)		I <sub>F</sub>			30	mA
Junction temperature		T <sub>J</sub>	-40		125	°C

### Optical and Electrical Characteristics

T<sub>amb</sub> = 25°C, unless otherwise specified

Parameter	Test conditions	Symbol	Min	Typ	Max	Unit
Forward voltage	I <sub>F</sub> = 20 mA	V <sub>F</sub>		1.9	2.5	V
Reverse voltage	I <sub>R</sub> = 10 μA	V <sub>R</sub>	5			V
Radiant power <sup>1 2</sup>	I <sub>F</sub> = 20 mA	Φ <sub>e</sub>		1.45		mW
Radiant intensity	I <sub>F</sub> = 20 mA	I <sub>e</sub>	0.4	0.55		mW/sr
Luminous intensity <sup>1 2</sup>	I <sub>F</sub> = 20 mA	I <sub>v</sub>		35		mcd
Peak wavelength <sup>2</sup>	I <sub>F</sub> = 20 mA	λ <sub>p</sub>		650		nm
Centroid wavelength	I <sub>F</sub> = 20 mA	λ <sub>c</sub>	640	650	660	nm
Spectral bandwidth at 50%	I <sub>F</sub> = 20 mA	Δλ <sub>0.5</sub>		10		nm
Switching time	I <sub>F</sub> = 20 mA	t <sub>r</sub> , t <sub>f</sub>		10		ns

<sup>1</sup> measured on bare chip on TO-18 header with JENOPTIK Polymer Systems equipment

<sup>2</sup> for information only

### Labeling

Type	Lot N°	I <sub>e</sub> (typ) [mW/sr]	V <sub>F</sub> (typ) [V]	Quantity
ELC-650-19-150-2				

We reserve the right to make changes to improve technical design and may do so without further notice.  
Parameters can vary in different applications. All operating parameters must be validated for each customer application by the customer.

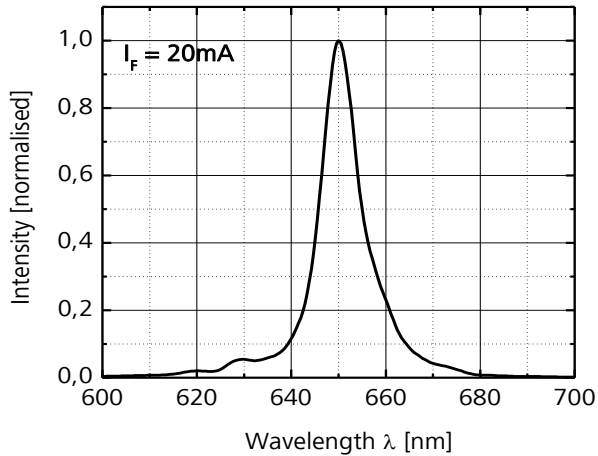
JENOPTIK Polymer Systems GmbH, D-12555 Berlin, Köpenicker Str.325 b, Haus 201

Tel.: +49-30-6576 2543, Fax : +49-30-6576 2545

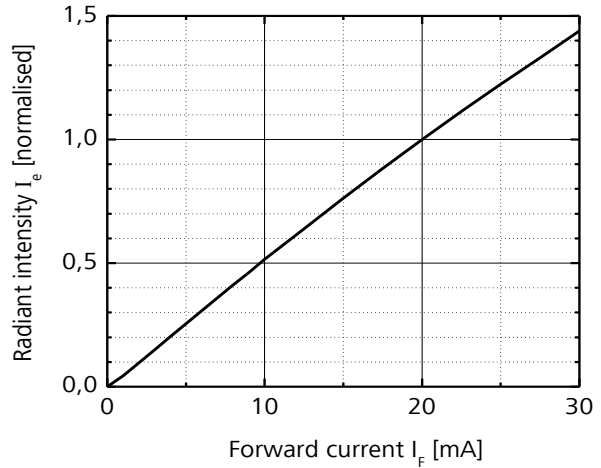
**Packing:** Chips on adhesive film with wire-bond side on top

Environmental		Symbol	Min	Typ	Max	Unit
Storage Temperature	on Blue Tape	$T_{STG}$	15		30	°C
Storage Relative Humidity	on Blue Tape	$RH_{STG}$	40		75	% RH
Storage Time	on Blue Tape	$t_{STG}$			1	year

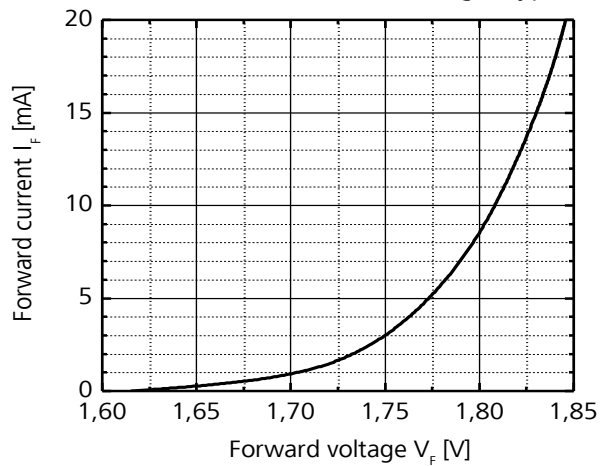
**Spectral Power Distribution (typical)**



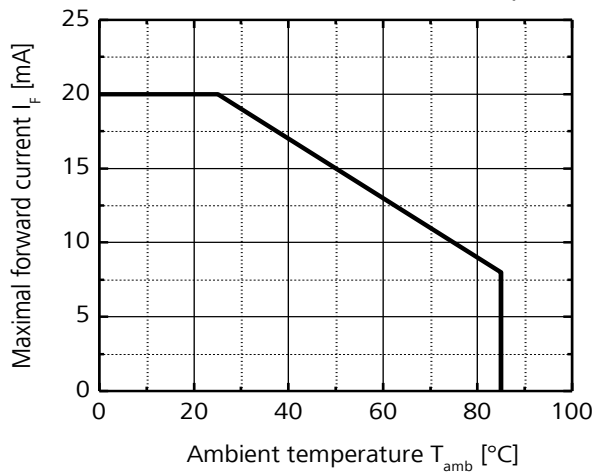
**Radiant intensity vs. forward current (typical)**



**Forward current vs. forward voltage (typical)**



**Maximal forward current vs. ambient temperature**



We reserve the right to make changes to improve technical design and may do so without further notice. Parameters can vary in different applications. All operating parameters must be validated for each customer application by the customer.

JENOPTIK Polymer Systems GmbH, D-12555 Berlin, Köpenicker Str.325 b, Haus 201

Tel.: +49-30-6576 2543, Fax : +49-30-6576 2545